
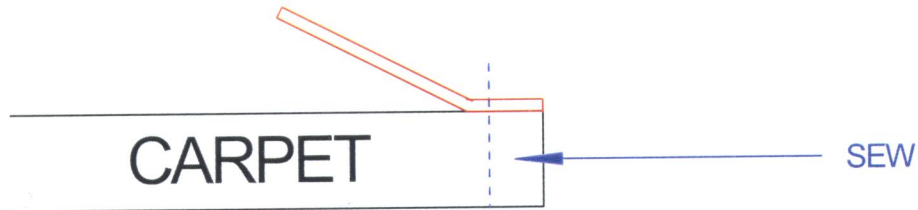


FINISHED FACE

VINYL EDGING
(UNFINISHED SIDE)



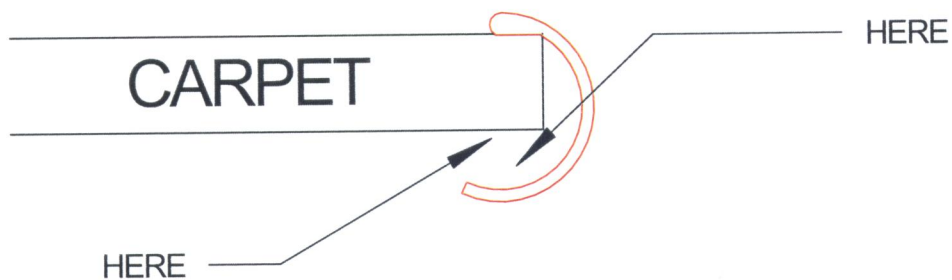
CUT A PIECE OF YOUR SEAT VINYL OR SOME OTHER MATERIAL ABOUT 1 1/2" WIDE AND TO WHATEVER LENGTH YOU WILL NEED TO GO AROUND THE EDGE OF YOUR CARPET. LAY THE PIECE OF EDGING UPSIDE-DOWN ON THE CARPET SO ITS FACE IS RESTING ON THE CARPET FACE



SEW THE EDGING TO THE CARPET



WRAP THE VINYL BACK OVER ITSELF AND OVER THE EDGE OF THE CARPET. THE STITCHING WILL NOW BE HIDDEN.



PUT CONTACT CEMENT ON THE TWO SURFACES MARKED "HERE". WHEN THE CEMENT IS DRY PULL THE VINYL TIGHT AROUND THE CARPET END AND STICK IT TO THE BOTTOM OF THE CARPET.

